

# CO-W121C/P2102 Series

21.5" TFT-LCD Modular and Expandable Panel PC with  
8th Gen. Intel® Core™ U Series Processor



## ALL-NEW OPEN FRAME PANEL PC

| CO-100/P2102 Series Fits Any Machine Perfectly |


### Overview

Cincoze's high-performance open-frame modular panel PCs (CO-W121C/P2102 Series) use Intel® Core U series processors that provide high-performance data processing and graphics computing capabilities with only 15W low power consumption. The CO-100/P2102 series supports CFM technology that extends system functions according to requirements, with options such as Power Ignition Sensing (IGN) and Power over Ethernet (PoE). The series has multiple sizes, display ratios (4:3 and 16:9), and touchscreen options. Its integrated structure, exclusive adjustable mounting bracket, and support for multiple mounting methods to perfectly fit cabinets of different materials and thicknesses. The robust design also meets the application needs of harsh industrial environments.

- 21.5" TFT-LCD with Projected Capacitive Touch
- Onboard 8th Generation Intel® Core™ U Series Processor
- 2x DDR4 SO-DIMM Socket, Supports Up to 2400MHz, 64GB
- Designed with Adjustable Mounting Bracket
- Support Flat / Standard / VESA / Rack Mount
- Front Panel IP65 Compliant
- Wide Operating Temperature
- Cincoze Patent CDS Technology Support

## High Performance and Power Saving

Intel® Core U series processors provide high-performance data processing and graphics computing capabilities with a 15W low power consumption, support for up to 64GB of memory and two 2.5" HDD/SSD.



## Patented CDS Technology

The patented CDS (Convertible Display System) technology makes maintenance easy and offers flexibility for future upgrades. To upgrade the panel size, replace the display module, or to upgrade the system performance, replace the computer module.

Patent No. M482908

## Flexibility for Various Applications

Mini-PCIe and PCI/PCIe expansion slots support data acquisition cards, motion control cards, I/O expansion, and other applications.

[ PCI/PCIe expansion slot available Model : CO- W121C/P2102E ]



## Flexible Design and Easy Installation

Exclusive adjustable mounting bracket with thickness adjustment setting and two panel-locking methods (panel or boss type) make modular panel PC easier and more convenient to integrate into industrial machinery.

Patent No.: D224544, D224545, I802427

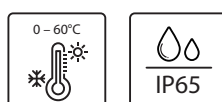
## Integrated Structure

As standard, the open frame modular panel pc can be deployed in equipment machines, but remove the mounting bracket and it becomes a standalone panel pc for use with a VESA mount or in a 19" rack.



## Strong, Reliable and Durable

Meets the requirements for HMI applications in harsh industrial environments: IP65 waterproof and dustproof front panel, fanless, wide temperature (0-60°C), and wide voltage (9-48 VDC).



**CO-W121C Specifications**

| Model Name            | CO-W121C  |
|-----------------------|---|
| <b>Display</b>        |   |
| LCD Size              | • 21.5" (16:9)  |
| Resolution            | • 1920 x 1080   |
| Brightness            | • 300 cd/m2   |
| Contract Ratio        | • 5000 : 1  |
| LCD Color             | • 16.7M   |
| Pixel Pitch           | • 0.24825 (H) x 0.24825 (V) mm  |
| Viewing Angle         | • 178 (H) / 178 (V)   |
| Backlight MTBF        | • 50,000 hrs  |
| <b>Touch Screen</b>   |   |
| Touchscreen Type      | • Projected Capacitive Touch  |
| <b>Physical</b>       |   |
| Dimension (W x D x H) | • 550 x 343.7 x 63.3  |
| Weight                | • 7.16 kg   |
| Construction          | • One-piece and Slim Bezel Design   |
| Mounting Type         | • Flat / Standard / VESA / Rack Mount   |
| Mounting Bracket      | • Pre-installed Mounting Bracket with Adjustable Design ( Support 11 different stages of adjustment )   |
| <b>Protection</b>     |   |
| Ingress Protection    | • Front Panel IP65 Compliant * According to IEC60529  |
| <b>Environment</b>    |   |
| Operating Temperature | • Ambient with Air flow: 0°C to 60°C (with Industrial Grade Peripherals)  |
| Storage Temperature   | • -20°C to 60°C   |
| Humidity              | • 80% RH @ 50°C (Non-condensing)  |
| EMC                   | • CE, UKCA, FCC, ICES-003 Class A   |
| EMI                   | <ul style="list-style-type: none"> <li>• CISPR 32 Conducted &amp; Radiated: Class A</li> <li>• EN/BS EN 55032 Conducted &amp; Radiated: Class A</li> <li>• EN/BS EN IEC 61000-3-2 Harmonic current emissions: Class A</li> <li>• EN/BS EN61000-3-3 Voltage fluctuations &amp; flicker</li> <li>• FCC 47 CFR Part 15B, ICES-003 Conducted &amp; Radiated: Class A</li> </ul>   |
| EMS                   | <ul style="list-style-type: none"> <li>• EN/IEC 61000-4-2 ESD: Contact: 4 kV; Air: 8 kV</li> <li>• EN/IEC 61000-4-3 RS: 80 MHz to 1000 MHz: 3 V/m</li> <li>• EN/IEC 61000-4-4 EFT: AC Power: 1 kV; DC Power: 0.5 kV; Signal: 0.5 kV</li> <li>• EN/IEC 61000-4-5 Surges: AC Power: 2 kV; Signal: 1 kV</li> <li>• EN/IEC 61000-4-6 CS: 3V</li> <li>• EN/IEC 61000-4-8 PFMF: 50 Hz, 1A/m</li> <li>• EN/IEC 61000-4-11 Voltage Dips &amp; Voltage Interruptions: 0.5 cycles at 50 Hz</li> </ul> |
| Safety                | • UL, cUL, CB, IEC, EN 62368-1  |

## P2102 Series Specifications

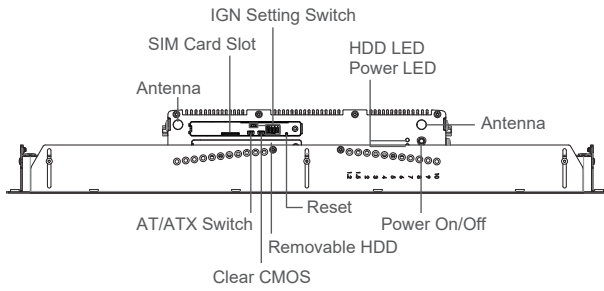
| Model Name                                  | P2102   | P2102E   |
|---|---|--|
| <b>System</b>                               |   |  |
| Processor                                   | <ul style="list-style-type: none"> <li>Onboard 8th Intel® Core™ U Processors (Whiskey Lake)                             <ul style="list-style-type: none"> <li>Intel® Core™ i5-8365UE Quad Core Processor (6M Cache, up to 4.10 GHz)</li> <li>Intel® Core™ i3-8145UE Dual Core Processor (4M Cache, up to 3.90 GHz)</li> <li>TDP: 15 W</li> </ul> </li> </ul> |  |
| Memory                                      | <ul style="list-style-type: none"> <li>2x DDR4 2400 MHz 260-Pin SO-DIMM Socket</li> <li>Support Un-buffered and Non-ECC Type up to 64 GB</li> </ul>   |  |
| <b>Graphics</b>                             |   |  |
| Graphics Engine                             | <ul style="list-style-type: none"> <li>Integrated Intel® UHD Graphics 620</li> </ul>  |  |
| Maximum Display Output                      | <ul style="list-style-type: none"> <li>Supports Triple Independent Display</li> </ul>   |  |
| CDS   | <ul style="list-style-type: none"> <li>1x CDS Connector for Cincoze Display Module</li> </ul>   |  |
| VGA   | <ul style="list-style-type: none"> <li>1x VGA Connector(1920 x 1200 @60Hz)</li> </ul>   |  |
| DP  | <ul style="list-style-type: none"> <li>1x DisplayPort Connector (4096 x 2304 @ 60Hz, According to CPU Specifications)</li> <li>* Verified maximum resolution: 3840 x2160 @ 60Hz</li> </ul>  |  |
| <b>Audio</b>                                |   |  |
| Audio Codec                                 | <ul style="list-style-type: none"> <li>Realtek® ALC888, High Definition Audio</li> </ul>  |  |
| Line-out                                    | <ul style="list-style-type: none"> <li>1x Line-out, Phone Jack 3.5mm</li> </ul>   |  |
| Mic-in                                      | <ul style="list-style-type: none"> <li>1x Mic-in, Phone Jack 3.5mm</li> </ul>   |  |
| <b>I/O</b>                                  |   |  |
| LAN   | <ul style="list-style-type: none"> <li>2x GbE LAN (Supports WoL, Teaming, Jumbo Frame &amp; PXE), RJ45                             <ul style="list-style-type: none"> <li>GbE1: Intel® I219LM</li> <li>GbE2: Intel® I210</li> </ul> </li> </ul>   |  |
| USB   | <ul style="list-style-type: none"> <li>3x USB 3.2 Gen2 (Type A), 2x USB 2.0 (Type A)</li> </ul>   |  |
| Serial Port                                 | <ul style="list-style-type: none"> <li>4x RS-232/422/485 with Auto Flow Control Support 5V/12V, DB9</li> </ul>  |  |
| DIO   | <ul style="list-style-type: none"> <li>16x Isolated Digital I/O (8in/8out), 20-Pin Terminal Block</li> </ul>  |  |
| <b>Storage</b>                              |   |  |
| SSD/HDD                                     | <ul style="list-style-type: none"> <li>2x 2.5" HDD/SSD Drive Bay (SATA 3.0), Supports RAID 0/1</li> </ul>   |  |
| <b>Expansion</b>                            |   |  |
| Mini PCI Express                            | <ul style="list-style-type: none"> <li>2x Full-size Mini-PCIe Sockets</li> </ul>  |  |
| PCI Express                                 |   | <ul style="list-style-type: none"> <li>1x PCI or 1x PCIe x4 Expansion slot with Optional Riser Card</li> <li>* Supports maximum dimensions of add-on card (H x L) : 111 x 169mm</li> </ul> |
| M.2 E Key Socket                            | <ul style="list-style-type: none"> <li>1x M.2 2230 E Key Socket for Wireless Module, Supports Intel CRF Module</li> </ul>   |  |
| SIM Socket                                  | <ul style="list-style-type: none"> <li>1x Front Accessible SIM Socket</li> </ul>  |  |
| Universal Bracket                           |   | <ul style="list-style-type: none"> <li>2x Universal I/O Bracket</li> </ul>   |
| CFM (Control Function Module) Interface     | <ul style="list-style-type: none"> <li>2x CFM Interface for optional IGN or PoE Module Expansion</li> </ul>   |  |
| CDS (Convertible Display System) Technology | <ul style="list-style-type: none"> <li>1x Convertible Display System (CDS) Interface</li> </ul>   |  |

|                                     |   |   |
|-------------------------------------|---|---|
| <b>Other Function</b>               |   |   |
| Clear CMOS Switch                   | • 1 x Clear CMOS Switch   |   |
| Instant Reboot                      | • Support 0.2sec Instant Reboot technology  |   |
| Watchdog Timer                      | • Software Programmable Supports 256 Levels System Reset  |   |
| Internal Speaker                    | • AMP 2W + 2W   |   |
| OSD Function                        | • LCD On/Off, Brightness Up, Brightness Down  |   |
| Reset Button                        | • 1x Reset Button   |   |
| <b>Power</b>                        |   |   |
| Power Button                        | • 1x ATX Power On/Off Switch  |   |
| Power Mode Switch                   | • 1x AT/ATX Mode Switch   |   |
| Power Input                         | • 1x 3-pin Terminal Block Connector with Power Input 9~48VDC  |   |
| Power Adapter (Optional)            | • 1x Optional AC/DC 12V/5A, 60W or 24V/5A 120W  |   |
| Remote Power On/Off                 | • 1x Remote Power On/Off Connector, 2-pin Terminal Block  |   |
| <b>Physical</b>                     |   |   |
| Dimension( W x D x H )              | • 254.5 x 190 x 41.5mm  | • 254.5 x 190 x 61 mm   |
| Weight Information                  | • 2.2 kg  | • 2.7 kg  |
| Mechanical Construction             | • Extruded Aluminum with Heavy Duty Metal   |   |
| Mounting                            | • Wall / VESA / CDS / DIN Rail  |   |
| Physical Design                     | • Fanless Design<br>• Jumper-less Design  |   |
| <b>Reliability &amp; Protection</b> |   |   |
| Reverse Power Input                 | • Yes   |   |
| Over Voltage Protection             | • Protection Range: 51~58V<br>• Protection Type: shut down operating voltage, re-power on at the present level to recover |   |
| Over Current Protection             | • 15A   |   |
| CMOS Battery Backup                 | • SuperCap Integrated for CMOS Battery Maintenance-free Operation   |   |
| MTBF                                | • 231,243 hours   |   |
| <b>Operating System</b>             |   |   |
| Microsoft® Windows®                 | • Windows®10  |   |
| Linux                               | • Supports by project   |   |
| <b>Environment</b>                  |   |   |
| Operating Temperature               | • Ambient with Air Flow: -40°C to 70°C (with Extended Temperature Peripherals)  |   |
| Storage Temperature                 | • -40°C to 70°C   |   |
| Relative humidity                   | • 95% RH @ 70°C (Non-condensing)  |   |
| Shock                               | • Operating, 50 Grms, Half-sine 11ms Duration (w/ SSD, according to IEC60068-2-27)  |   |
| Vibration                           | • Operating, 5 Grms, 5-500 Hz, 3 Axes<br>(w/ SSD, according to IEC60068-2-64)   | • Operating, 5 Grms, 5-500 Hz, 3 Axes<br>(w/ SSD, according to IEC60068-2-64)<br>• Operating, 1 Grms, 10-500 Hz, 3 Axes<br>(w/ CV-W124 only, according to IEC60068-2-6) |
| EMC                                 | • CE, UKCA, FCC, ICES-003 Class A   |   |

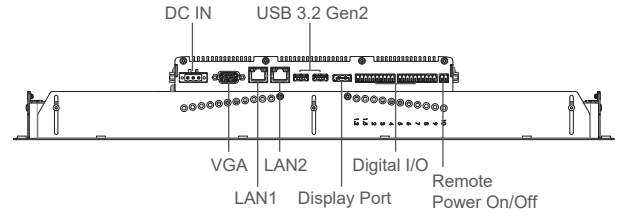
|                 |   |
|-----------------|---|
| EMI             | <ul style="list-style-type: none"><li>• CISPR 32 Conducted &amp; Radiated: Class A</li><li>• EN/BS EN 55032 Conducted &amp; Radiated: Class A</li><li>• EN/BS EN IEC 61000-3-2 Harmonic current emissions: Class A</li><li>• EN/BS EN61000-3-3 Voltage fluctuations &amp; flicker</li><li>• FCC 47 CFR Part 15B, ICES-003 Conducted &amp; Radiated: Class A</li></ul>   |
| EMS             | <ul style="list-style-type: none"><li>• EN/IEC 61000-4-2 ESD: Contact: 4 kV; Air: 8 kV</li><li>• EN/IEC 61000-4-3 RS: 80 MHz to 1000 MHz: 3 V/m</li><li>• EN/IEC 61000-4-4 EFT: AC Power: 1 kV; DC Power: 0.5 kV; Signal: 0.5 kV</li><li>• EN/IEC 61000-4-5 Surges: AC Power: 2 kV; Signal: 1 kV</li><li>• EN/IEC 61000-4-6 CS: 3V</li><li>• EN/IEC 61000-4-8 PFMF: 50 Hz, 1A/m</li><li>• EN/IEC 61000-4-11 Voltage Dips &amp; Voltage Interruptions: 0.5 cycles at 50 Hz</li></ul> |
| Safety          | <ul style="list-style-type: none"><li>• UL, cUL, CB, IEC, EN62368-1</li></ul>   |
| Fire Protection | <ul style="list-style-type: none"><li>• EN 45545-2</li></ul>  |

**CO-W121C/P2102 External Layout**

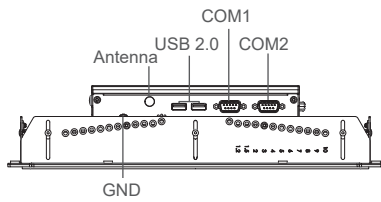
Front I/O



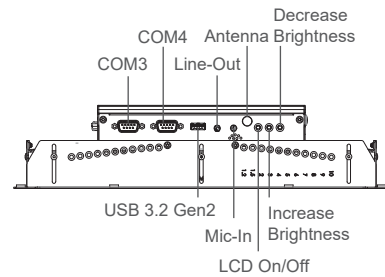
Rear I/O



Left I/O

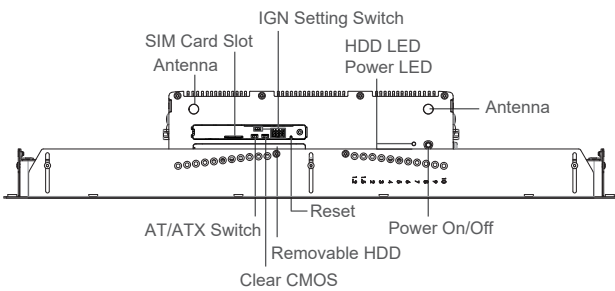


Right I/O

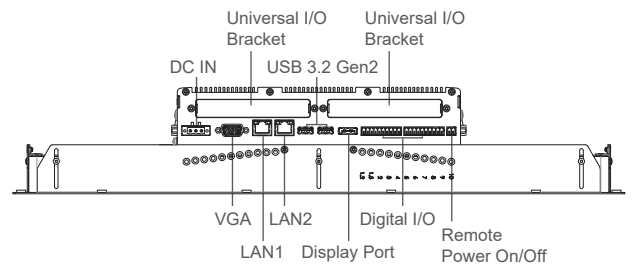


**CO-W121C/P2102E External Layout**

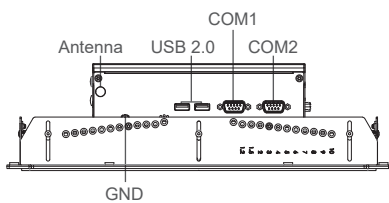
Front I/O



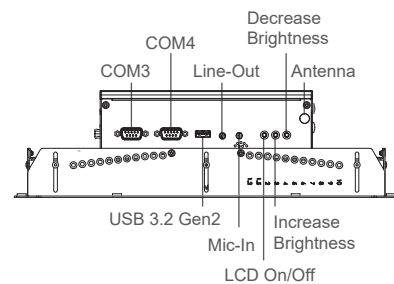
Rear I/O



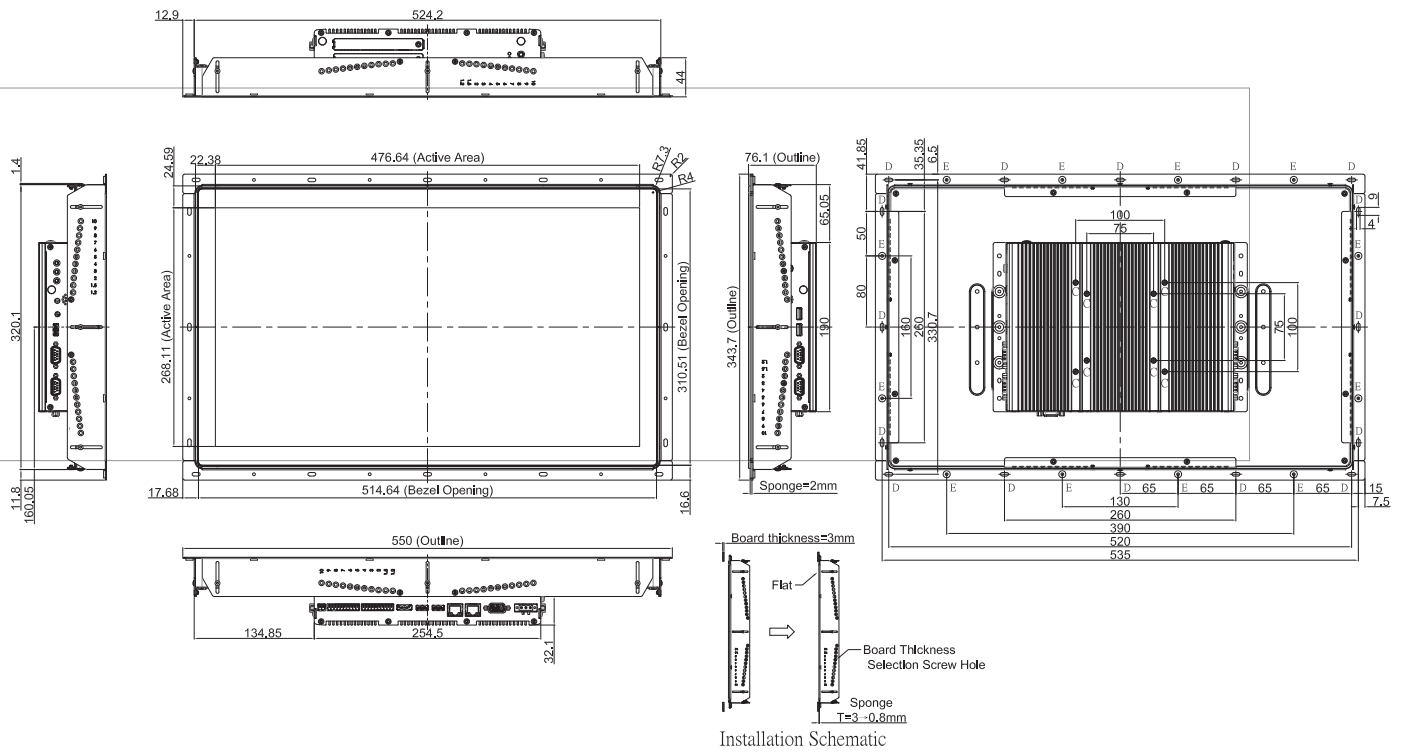
Left I/O



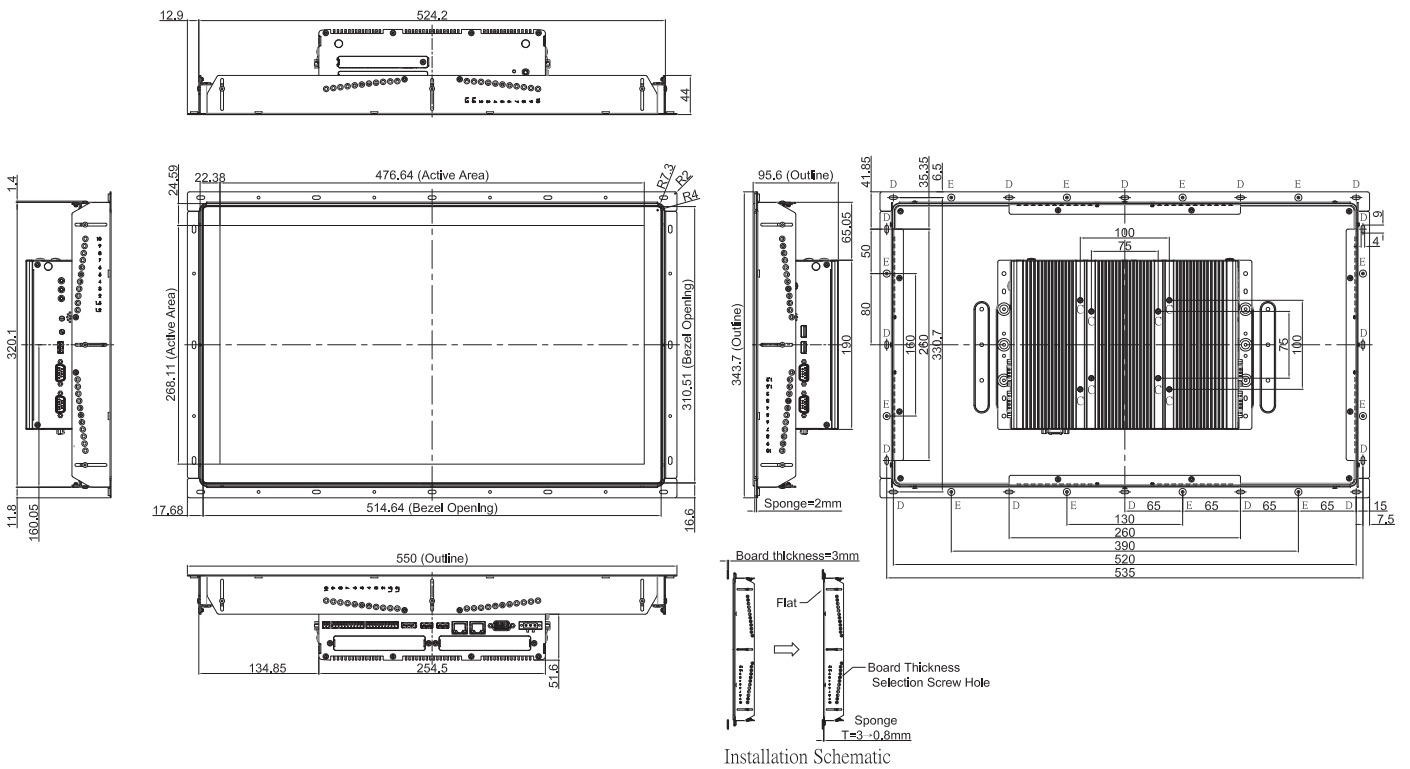
Right I/O



**CO-W121C/P2102 Dimensions**



**CO-W121C/P2102E Dimensions**





## Ordering Information

### Available Models

| Model No.                  | Description   |
|----------------------------|---|
| CO-W121C-R10/P2102-i5-R10  | 21.5" TFT-LCD Full HD 16:9 Open Frame Display Modular Panel PC with 8th Gen. Intel Core i5-8365UE Quad Core Processor and P-Cap. Touch                |
| CO-W121C-R10/P2102E-i5-R10 | 21.5" TFT-LCD Full HD 16:9 Open Frame Display Modular and Expandable Panel PC with 8th Gen. Intel Core i5-8365UE Quad Core Processor and P-Cap. Touch |
| CO-W121C-R10/P2102-i3-R10  | 21.5" TFT-LCD Full HD 16:9 Open Frame Display Modular Panel PC with 8th Gen. Intel Core i3-8145UE Dual Core Processor and P-Cap. Touch                |
| CO-W121C-R10/P2102E-i3-R10 | 21.5" TFT-LCD Full HD 16:9 Open Frame Display Modular and Expandable Panel PC with 8th Gen. Intel Core i3-8145UE Dual Core Processor and P-Cap. Touch |

### Model Configuration

|                 | CO-W121C | P2102 (i3/i5) | P2102E (i3/i5) |
|-----------------|----------|---------------|----------------|
| CO-W121C/P2102  | V        | V             | --             |
| CO-W121C/P2102E | V        | --            | V              |

V : Compatible

### Package Checklist

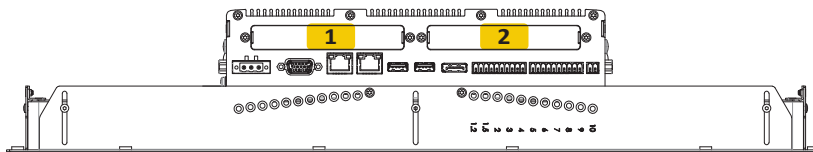
|  |  |
|--|--|
| • CO-W121C/P2102 Series Panel PC x 1   | • Thermal Pad (for CPU Thermal Block) x 1          |
| • Power Terminal Block Connector x 1   | • Screw Pack x 5                                   |
| • PCI / PCIe Card Installation Kit x 1 | • Remote Power On/Off Terminal Block Connector x 1 |
|  | • DIO Terminal Block Connector x 2                 |





### Optional Modules and Accessories

| Model No.         | Description   |
|-------------------|---|
| MEC-COM-M212-DB9  | Mini-PCIe Module with 2x RS-232 Serial Ports, 1x Standard DB9 Cable (For P2102E Only)     |
| MEC-COM-M334-TDB9 | Mini-PCIe Module with 4x RS-232/422/485 Serial Ports, 2x Thin DB9 Cable (For P2102E Only) |
| MEC-LAN-M102-30   | Mini-PCIe Module with 2x LAN Ports, 2x 30cm (For P2102E Only)                             |
| MEC-USB-M102-30   | Mini-PCIe Module with 2x USB 3.2 Gen1 Ports (For P2102E Only)                             |
| CFM-IGN101        | CFM Module with Power Ignition Sensing Control Function, 12V/24V Selectable               |
| CFM-PoE04         | PoE Control Function Module, Individual Port 25.5W (For P2102 only)                       |
| CFM-PoE05         | PoE Control Function Module, Individual Port 25.5W (For P2102E only)                      |

| Model No.     | Description  |
|---------------|--|
| RC-E4-02      | Riser Card with 1x PCIe4 Slot (For P2102E only)                              |
| RC-PI-02      | Riser Card with 1x PCI Slot (For P2102E only)                                |
| UB1203        | Universal Bracket with 2x DB9 Cutout (For P2102E only)                       |
| UB1211        | Universal Bracket with 2x RJ45 Cutout (For P2102E only)                      |
| UB1214        | Universal Bracket with 2x USB Cutout (For P2102E only)                       |
| URM01         | Universal 19" Rack Mount Kit for Industrial Panel PC & Industrial Monitor    |
| GST120A24-CIN | Adapter AC/DC 24V 5A 120W, GST120A24-CIN, wide temp(-30°C ~ +70°C), level VI |
| GST60A12-CIN1 | Adapter AC/DC 12V 5A 60W, GST60A12-CIN1, wide temp(-30°C ~ +70°C)            |
| SL2-SL3       | US 2 heads power cord, US B type to IEC C13,SVT 18AWG/3C Black 1.8M          |
| SL6-SL3       | EU 2 heads power cord, EU G type to IEC C13,H05VV-F 0.75mm2/3G Black 1.8M    |
| QP026-SL3     | UK 2 heads power cord, UK I type to IEC C13,H05VV-F 0.75mm2/3G Black 1.8M    |

**Optional Module Configuration (For P2102E only)**



| Model No.   | Description   | 1 | 2 |
|---|---|---|---|
| <br>MEC-COM-M212-TDB9/UB1203 | Mini-PCIe Module with 2x COM Ports, 1x Standard DB9 Cable, 2x Universal Bracket each with 1x DB9 Cutout | V | V |
| <br>MEC-COM-M334-TDB9/UB1203 | Mini-PCIe Module with 4x RS-232/422/485 Serial Ports  | V | V |
| <br>MEC-LAN-M102-30/UB1211   | Mini-PCIe Module with 2x LAN Ports, 2x 30cm cable, w/ 1x Universal Bracket with 2x RJ45 Cutout          | V | V |
| <br>MEC-USB-M102-30/UB1214   | Mini-PCIe Module with 2x USB 3.2 Gen1 Ports, 1x 30cm cable, 1x Universal Bracket with 2x USB Cutout     | V | V |

V : Compatible