


We stand for
Electronics – Development and
Manufacturing Services



kontron



Our ideas move you forward


From the idea to the development of a product ready for the market to the subsequent production - we are here for you. Our many years of development experience and our expertise in the latest components and processes guarantee our shared success.

Kontron ODM/EMS Alliance

– Your qualified partner for engineering and redesign of electronic assemblies.

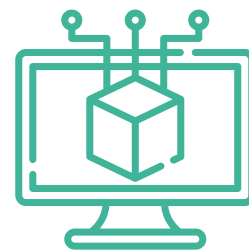
Our One-Stop Shop – Your Benefits

- ▶ Ideal partner for engineering, sampling, test equipment and series production
- ▶ Technology knowhow and maximum solution competence
- ▶ Successful product qualification (EMC, UL, TÜV, etc.)
- ▶ Comprehensive lifecycle services based on the SiliconExpert database
- ▶ Qualified service provider with long-standing ODM/EMS experience – product success guaranteed
- ▶ Engineering and production sites in Germany, Austria, Hungary and Slovenia




HARDWARE

Our core competence is the implementation of industrial control and communication solutions, display units and peripheral modules.



SOFTWARE

We are your specialist for custom software development in automation, networking and visualization for devices and machines.



Development Kit – Prototyping – Zero Series

Our team has long-standing experience in developing product ideas and solution concepts. We are ideally placed to develop ready-to-use applications, manufacture prototypes and zero series, and assume series production of your assemblies.


Someone to lean on – Your trusted partner for quality

- ▶ Prototype engineering and production in line with your requirements
- ▶ Adaptation and customization of standard products as desired
- ▶ Zero series production testing prior to technical release
- ▶ Initial sample and inspection report (ISIR) for documentation of test results prior to series production, as per your specifications
- ▶ Development Kits provide an engineering platform for your software developers
- ▶ Close collaboration with processor OEMs ensures that we are always state of the art



MECHANICS

In-depth knowledge of current manufacturing technologies and state-of-the-art development tools guarantee your products that meet defined quality standards and are tailored to your individual requirements.



PRODUCT INDUSTRIALIZATION

We offer you a diverse service portfolio, from prototype to serial production and from medium to high volumes



Kontron ODM/EMS Alliance

The association includes Kontron Europe and Kontron Electronics in Germany, Kontron Electronics in Hungary, Kontron Austria as well as Kontron in Slovenia. With modern development and production facilities at 7 European locations, the Kontron ODM/EMS Alliance offers engineering competence and state-of-the-art production technology and equipment.

As an experienced electronics services provider, we do far more than just production and assembly.

Our know-how ensures your success

- › Hardware development of electronic components and devices
- › Software development for automation, secure networking and visualization
- › Mechanical design with state-of-the-art development tools
- › Product industrialization from prototype to series production
- › Maximum-quality manufacturing services
- › Stringent quality and functional testing
- › Final assembly work for complex components and devices

The production sites of the Kontron ODM/EMS Alliance, from left to right: Germany, Hungary Pécs, Hungary Tab, Austria Ebbs, Austria Engerwitzdorf, Slovenia.





As an ODM/EMS partner, we offer you many advantages

- ▶ Low volume/high mix to high volume/low mix: As a high-performance alliance of medium-sized companies, we can economically offer the entire range from small and medium quantities to large volumes.
- ▶ Very high volume / low mix: We can have very large quantities produced by our cooperation partner in Asia.
- ▶ Box Building: Wide range of options for device assembly.
- ▶ Active site selection: We produce at the site that best meets your requirements.
- ▶ Logistics Concepts: Consignment warehousing, Kanban, rolling forecast, security stockpiles
- ▶ Product and cost analysis: Upon request, you will receive suggestions for cost reduction in the component selection and manufacturing processes.
- ▶ Lifecycle analysis and management: Choose the optimal time for new design or redesign based on our forecast data.
- ▶ Global sourcing: Take advantage of our global purchasing networks.
- ▶ Internal second source: We offer maximum supply security in the event of production downtime. Thanks to site-independent redundancy, we are able to ensure resilient production.




We are your partner

We obtain your components, mount your circuit boards and are pleased to offer you options for end-to-end outsourcing. With our know how and long-standing experience as EMS (electronics manufacturing services) provider, we are your 24/7 consultation partner.



MANUFACTURING EXPERTISE

In addition to geographic proximity, we offer you a wide-ranging portfolio of production competence in assembly technology, soldering processes and surface protection.



TESTING & QUALITY

All our electronic components, modules and systems are subjected to intensive quality and functional testing.



FINAL ASSEMBLY

Following electrical function testing and programming, we carry out complete assembly of your modules and devices as required.



SERVICE

We cover the entire lifecycle of electronic assemblies and devices. In addition, we offer you the advantages of a large, global supplier network.




Quality makes the difference

Thanks to our mature processes and long-standing experience, our standard products are always at the cutting edge of technology and meet maximum quality standards.

Benefit from short time-to-market cycles and reduce your product launch costs.

Upon request, our qualified staff will handle custom product development and design services for your company.



Web and Control Panel

– Long-term use in industrial environments

High-quality Touch Panels with a long-term available, compatible housing concept for demanding applications as Control or Web Panel with a wide range of optional software functions.



Web Panel 6X, 5", 7", 10", 15" FHD

- › NXP Arm® i.MX8M Plus, 4 Core 1.6 GHz
- › Higher Performance with modern Arm® Quad Core CPU
- › PoE optional



Web Panel 7", 10", 15"

- › NXP Arm® i.MX6, 1 or 2 Cores 800 MHz
- › Arm® i.MX8M Mini, 4 Cores 1.6 GHz (CE, UL)
- › Intel Atom® E3800, 2 Cores 1.33 GHz, 4 Core 1.91 GHz



Control Panel 6X

- › NXP Arm® i.MX8M Plus Quad Core, 1.6 GHz
- › 2x GbE, up to 2x CAN FD, 2x RS485, RS232
- › Optional M.2 Slot, CODESYS® SoftPLC



Control Panel 7", 10", 15"

- › NXP Arm® i.MX6, 1 – 2 Cores, 800 MHz
- › 2x 10/100 ETH, CAN, RS485, 2x RS232
- › Optional CODESYS® SoftPLC

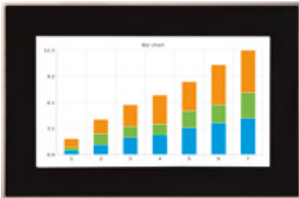
These are your benefits

- › **First-class visualization** – High-resolution IPS display with optical bonding for highest image quality in any installation position
- › **Intelligent software** – QIWI Toolkit with performance-optimized HTML-5 browser for easy configuration and parameterization of devices / browsers
- › **Multi-lingual** – Software tools with comprehensive language support
- › **Optional packages 1** – CODESYS® SoftPLC with VISU and large selection of fieldbus protocols
- › **Optional packages 2** – Spider Control™ Microbrowser or SCADA from iniNet, flexible integration platform for digitalization with HTML-5 HMI
- › **Attractive housing design** – Slim aluminum frame, edge protection, IP65 front side
- › **Ideal for OEM's** – Customization, easy with modular kit

Touch Panel

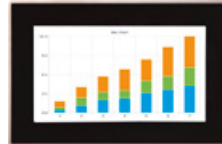
– More transparency in almost every situation

In demanding applications, high-value Touch Panels are used as decentralized operating and display devices and for process visualization and optimization.



Display-Line 7" i.MX8M Mini

- NXP i.MX8M Mini 4x Arm® Cortex®-A53 @1,6 GHz
- 1x Arm® Cortex®-M4 @400 MHz
- 7" IPS-Display, 1024 x 600 Pixel 450 cd/m²



Display-Line 5" i.MX6 ULL

- NXP i.MX6 ULL 1x Arm® Cortex®-A7 @800 MHz
- 512 MB DDR3-RAM
- Glas-Front, rahmenlos IP65, 5" TFT-Display



Display-Line 7" Pi-Tron CM4

Available from Q2/2024

- Broadcom BCM2711, 4x Arm® Cortex®-A72 @1,5 GHz
- 3D Video Engine
- 7" IPS-Display, 1024 x 600 Pixel 450 cd/m²



Touch monitor with HDMI connection

- From 5" to 15.6"
- HDMI connection for various resolutions including scaling
- Custom housing and mounting systems

Das sind Ihre Vorteile

- **High-quality visualization** – High-resolution displays with wide viewing angle offer best-possible image quality
- **Low-power to high-performance** – Scalable in display size and processor performance
- **Software-based solution** – Rely on our tools for quick and easy visualization
- **Easy configuration** – Sophisticated software tools for quick and easy panel adaptation in line with customer requirement
- **Long-term availability** – Investment security thanks to form, fit and function
- **Lifecycle management** – Professional support for extended product lifecycle

Automation

– Bewährte Lösungen für den Schaltschrank

Automation- und IoT-Lösungen steuern und regeln Prozesse, Geräte und Maschinen. Durch die robuste Ausführung der Produkte sind sie vielseitig einsetzbar, insbesondere im industriellen Umfeld.



AL i.MX8M Mini

- › i.MX8M Mini 4x Arm® Cortex®-A53 @1.6 GHz
- › 1x Arm® Cortex®-M4 @400 MHz
- › 1 GB up to 4 GB LPDDR4-RAM, 4 GB up to 64 GB eMMC
- › Stainless steel housing 111 x 25 x 76 mm, for mounting on 35 mm mounting rail



AL i.MX6 ULL

- › i.MX6 ULL 1x Arm® Cortex®-A7 @800 MHz
- › 512 MB DDR3-RAM
- › 4 GB eMMC
- › Stainless steel housing 111 x 25 x 76 mm, for mounting on 35 mm mounting rail



AL Pi-Tron CM3+ AL Pi-Tron CM4

- › Pi-Tron CM3+: Broadcom BCM2837B0, 4x Arm® Cortex®- A53 @1.2 GHz
- › Pi-Tron CM4: Broadcom BCM2711, 4x Arm® Cortex®- A72 @1.5 GHz
- › Pi-Tron CM4: 1 GB / 4 GB / 8 GB LPDDR4-RAM
- › Stainless steel housing 111 x 25 x 76 mm, for mounting on 35 mm mounting rail



Control Unit 6X

- › NXP Arm® i.MX8M Plus Quad Core 1.6 GHz
- › 2 GBE, bis zu 2xCAN FD isol., 2x RS485 isol., RS232
- › Compact metal housing for DIN rail mounting
- › Optional CODESYS® SoftPLC

These are your benefits

- › **CODESYS® ready** – Perfect project support thanks to many years of PLC programming activities
- › **Flexible interfaces** – These common protocols have been implemented: CAN, CANOpen, EtherCAT, Modbus, ProfiNet, OPC UA, all common protocols available with CODESYS®
- › **Custom solutions** – The modular system allows easy adaptation to customer-specific requirements
- › **Power and performance** – Scalable via processor lines and variable memory sizes
- › **Challenging conditions** – Reliable products for 24/7 operation in industrial environments
- › **Perfect teamwork** – The control, panels and peripheral devices work hand in hand on the basis of established standards
- › **Compact all-in-one solution** – Easily expandable via multifunction I/O modules and extremely versatile

I/O Module

– For realizing complex projects

I/O modules are extension systems for digital and analog standard inputs and outputs. The systems are used to control actuators, read sensors and communicate with the controller via CAN, RS485 or Ethernet.



AL CAN I/O-Modul

- 12x digital input and output
- 4x analog input and output
- 2x temperature input



RIO Remote I/O

- Communication via EtherCAT or CANOpen
- Digital and analog inputs and outputs
- Standard configurations and options for custom solutions



PiXtend® eIO Digital One Pro

- 8x 3.3 / 5 / 12 / 24 V Digital input including counter function
- 8x 0.5 A, 5 / 12 / 24 V Digital output
- Fast digital logic "HyperLogic"



PiXtend® eIO Analog One Pro

- 4x 0...5 V / 0...10 V, 10 bit analog voltage input (AI-U)
- 4x 0...10 V, 12 bit analog voltage output (AO-U)
- 2x 0...20 mA, 12 bit analog current input (AO-I)


These are your benefits

- **Flexible connection** – Depending on the I/O module, the connection is via robust RS485 bus (Modbus RTU), CAN bus or EtherCAT
- **Easy integration** – Also with systems by third-party manufacturers
- **Various designs** – Compact or flat design with convenient connection technology
- **Flexible mounting** – Delivery also possible without housing for direct mounting on a mounting plate
- **Wide range of applications** – Thanks to different combinations of digital inputs and outputs, the modules can be used for a wide range of applications
- **Industry-grade connection technology** – Compact spring-loaded terminals for convenient and space-saving wiring
- **Modular expandability** – Thanks to fieldbus connectivity, the control system can be adapted to growing system requirements by adding other modules

Raspberry Pi

– Successful implementation of industrial projects

Take advantage of the Raspberry Pi with PiXtend® and Pi-Tron. The PiXtend® product range consists of electronic controllers as well as expansion boards for digital and analog inputs and outputs.



PiXtend® V2-L- Pi 4 & PiXtend® V2-L-

- Brushed stainless steel DIN rail housing
- Raspberry Pi 4 or 3B+ single-board computer
- Retain memory 64 Byte Flash EEPROM
- Suitable for CODESYS® SoftSPS



PiXtend® V2-S- Pi 4 & PiXtend® V2-S-

- Brushed stainless steel DIN rail housing
- Raspberry Pi 4 or 3B+ single-board computer
- Retain memory 32 Byte Flash EEPROM
- Suitable for CODESYS® SoftSPS



Pi-Tron CM3+

- Broadcom BCM 2837B0 4x Arm® Cortex®-A53 @1.2 GHz
- 3D Video Engine
- 1 GB LPDDR2-RAM
- Suitable for CODESYS® SoftSPS




Pi-Tron CM4

- Broadcom BCM 2711 4x Arm® Cortex®-A72 @1.5 GHz
- 1 GB up to 8 GB LPDDR4-RAM
- Optional WLAN/Bluetooth
- Suitable for CODESYS® SoftSPS

These are your benefits

- **Sophisticated platform** – Different CPU designs, complementary I/O modules and display units intelligently combined for control and visualization solutions
- **Short time to market** – Take advantage of a rapid migration from Raspberry Pi prototype to serial product
- **Industrial starter kit** – Find out whether the Pi-Tron CM3+ product with the Raspberry Pi computer module matches your requirements
- **Extensive software pool** – Ready-made projects for almost any application are available on the internet
- **Video documentation** – How-to videos from the Raspberry Pi community provide instructions for installation, programming and project implementation
- **Reduced software costs** – Latest open-source software is available via the Raspberry Pi community anytime, without licensing costs
- **Industrial Raspberry Pi** – A cooling concept and a robust stainless steel housing make our products suitable for industrial use




Raspberry Pi – Solutions for industrial products

As Raspberry Pi Design Partner we support you with our expertise in the development of new Raspberry Pi product designs.



Your benefits at a glance

- ▶ Realization of sophisticated industrial projects
- ▶ Reduction of software development costs thanks to available program packages, tools and community support
- ▶ Rapid migration from Raspberry Pi prototype to serial product
- ▶ Scalable range of functions thanks to broad compute module offering
- ▶ All software of the Raspberry Pi community can be used on industrial hardware
- ▶ PLC applications feasible, because CODESYS® SoftPLC available
- ▶ Preferential access to the latest information from the Raspberry Pi Foundation
- ▶ The Raspberry Pi Foundation's commitment to availability provides future-proof development opportunities



Open Standard Module™ Spezifikation (OSM) – Standard for soldered System-on-Modules

Several manufacturers, including Kontron, have developed the OSM standard for soldered System-on-Modules as founding members within the Standardization Group for Embedded Technologies (SGET).



OSM-S i.MX8M Plus

- › 4x Arm® Cortex®-A53 @1.6 GHz
- › 1x Arm® Cortex® M7 @800 MHz
- › 2x 1 Gbit/s IEEE 1588 (1x mit TSN)
- › 2x CAN FD
- › Form factor 30 mm x 30 mm



OSM-S i.MX8M Mini

- › 4x Arm® Cortex®-A53 @1.6 GHz
- › 1x Arm® Cortex®-M4 @400 MHz
- › Suitable for CODESYS® SoftPLC
- › Form factor 30 mm x 30 mm



OSM-S i.MX93

- › 2x Arm® Cortex®-A55 @1.7 GHz
- › 1x Arm® Cortex® M33 @250 MHz
- › 1x Arm® Ethos™-U65 micro NPU
- › 2x 1 Gbit/s IEEE 1588 (1x with TSU)
- › Form factor 30 mm x 30 mm


These are your benefits

- › **Scalable CPU power** – For embedded applications with unaltered board designs
- › **Extended baseboard lifecycle** – More computing power thanks to pin compatible system-on-modules with current processors
- › **Open-source solution** – Advantages for hardware development thanks open standards and reference designs
- › **Second source strategy** – Predefined interfaces ensure supplier independence
- › **Investment security** – Standard successor products available through the process generations
- › **Global distribution** – Successfully established market leader for the OSM standard



Open Standard Module™

The new OSM standard for soldered system-on-modules governs the wide variety of manufacturer-specific modules with respect to frame size, pin assignment and interfaces.



Your Benefits at a Glance

- ▶ OSM-Module – soldered on board, without plug connectors
- ▶ Fully automated assembly, soldering and testing possible
- ▶ Proven design for individual board and application development
- ▶ Versatile, high-performing and manufacturer-independent platform
- ▶ SoM and SBC include a standard periphery set featuring a large number of interfaces
- ▶ Minimized design risk thanks to validated technology
- ▶ Shorter time-to-market cycles keep you ahead of the competition
- ▶ Maximum flexibility thanks to manufacturer independence

The Standardization Group for Embedded Technology (SGET) has defined four successive module formats; O, S, M and L.

System-on-Module

– Powerful, compact modular component

SoMs are full-fledged industrial computers that combine microprocessor (CPU), main memory (Flash and RAM) and power supply on a compact printed circuit board.



SL i.MX8M Plus

- › 4x Arm® Cortex®-A53 @1.6 GHz with NPU
- › 1x Arm® Cortex® M7 @800 MHz
- › 3x Display Support (MIPI-DSI/LVDS/HDMI 2.0 a)
- › Form factor 30 mm x 30 mm



SL i.MX8M Mini

- › 4x Arm® Cortex®-A53 @1.6 GHz
- › 1x Arm® Cortex®-M4 @400 MHz
- › 1 GB up to 4 GB LPDDR4-RAM
- › Form factor 30 mm x 30 mm



SL i.MX6 ULL/UL

- › i.MX6 ULL 1x Arm® Cortex®-A7 @800 MHz
- › i.MX6 UltraLite 1x Arm® Cortex®-A7 @528 MHz
- › 512 MB DDR3-RAM / 512 MB NAND Flash
- › Suitable for CODESYS® Soft-SPS
- › Form factor 25 mm x 25 mm



SL STM32 MP157

- › 2x Arm® Cortex®-A7 @650 MHz
- › 1x Arm® Cortex®-M4 @200 MHz
- › 512 MB DDR3-RAM / 512 MB NAND Flash
- › 1x CAN FD
- › Form factor 25 mm x 25 mm

These are your benefits

- › **Short development cycle** – Take advantage of the head start and get your product on the market faster
- › **Reduced engineering risks** – Shorter development times and lower costs thanks to tried-and-tested solutions
- › **Easy to use** – Fully developed CPU core can be used like a microcontroller
- › **EMV tested** – Decoupling capacitors and impedance-controlled lines are in place
- › **Complex PIN multiplexing and DDR3/4 RAM Design** – These costly and sophisticated features have already been implemented
- › **Long-term availability of CPU module** – Meets the high requirements for computing power and free configuration of a variety of interfaces

CPU-Boards


– Leistungsfähige und unabhängige Plattform

Die Boards sind eine Einheit aus Mikroprozessor, System-on-Module (SoM), Speicher, Kommunikations- und LCD-Schnittstellen sowie wichtigen Sicherheitsstandards auf einer kompakten Leiterplatte.



BL i.MX8M Mini

- › 4x Arm® Cortex®-A53 @1.6 GHz
- › 1x Arm® Cortex®-M4 @400 MHz
- › 1 GB up to 4 GB LPDDR4-RAM, 4 GB up to 64 GB eMMC
- › BL i.MX8M Mini suitable for CODESYS® Soft-SPS



BL i.MX6 ULL/UL

- › i.MX6 ULL 1x Arm® Cortex®-A7 @800 MHz
- › i.MX6 UltraLight 1x Arm® Cortex®-A7 @528 MHz
- › 256 MB up to 512 MB DDR3-RAM, 4 GB up to 64 GB eMMC
- › Suitable for CODESYS® Soft-SPS



BL STM32 MP157

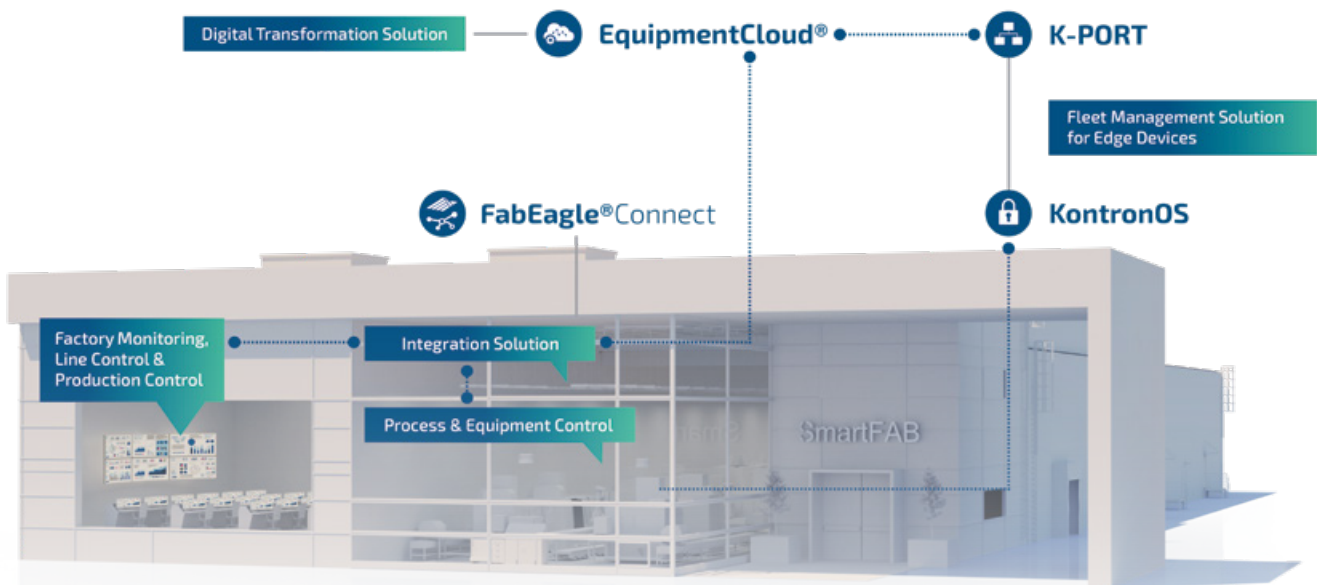
- › 2x Arm® Cortex®-A7 @650 MHz
- › 1x Arm® Cortex®-M4 @200 MHz
- › 256 MB up to 512 MB DDR3-RAM, 4 GB up to 64 GB eMMC

These are your benefits

- › **Reduced development effort** – Standard peripheral set, scalable as needed
- › **No overhead** – Powerful computing core and up-to-date communication interfaces for a wide range of applications
- › **Scalable computer power** – Custom processor and desired memory configuration selectable
- › **Latest encryption technology** – Security functions meet highest security requirements
- › **Software tools available** – Preconfigured development environment and board support package for rapid application development
- › **Wide range of applications** – Combination of SoM and board provide a powerful and independent platform

Security in the IIoT

– Challenges and approaches to solutions



www.susietec.com

Das sind Ihre Vorteile

- › **KontronOS** – Secure and updated devices and operating systems throughout the lifecycle of an IIoT solution
- › **Security patches** – Can be applied regularly and „out of order“ in case of emergency
- › **Cybersecurity Minimum Standards** – EU Directive of the Network and Information Systems Act (NIS2)
- › **Components** – Individual requirements for hardware products and software solutions are taken into account
- › **Lifecycle** – Long-term available components, open standards like OSM, SMARC and COM-HPC as well as open source operating systems for individual requirements
- › **Holistic solution** – Overall concept of hardware and software, service, system consulting and expertise from a single source

We develop innovative high-performance solutions

Place your trust in our deep expertise and competence to stay ahead of the competition.



IOT/INDUSTRIE 4.0




MECHANICAL ENGINEERING



MEDICAL TECHNOLOGY




BUILDING SERVICES TECHNOLOGY



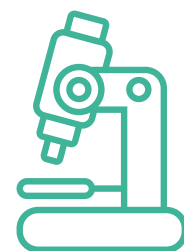
ENVIRONMENTAL TECHNOLOGY



OFFICE TECHNOLOGY



ELECTRONICS



LABORATORY TECHNOLOGY



Kontron Electronics GmbH

Max-Planck-Straße 6
72636 Frickenhausen
Germany

Tel.: +49 7022 4057-0
Fax: +49 7022 4057-22

E-Mail: info@kontron-electronics.de
Web: www.kontron-electronics.com

Kontron Electronics AG

Riedstrasse 1
6343 Rotkreuz
Switzerland

Tel.: +41 41 799 47 99
Fax: +41 41 799 47 98

E-Mail: info@kontron.ch
Web: www.kontron-electronics.ch

Global Headquarters Kontron Europe GmbH

Gutenbergstraße 2
85737 Ismaning
Germany

Tel.: +49 821 4086-0
Fax: +49 821 4086-111

E-Mail: info@kontron.com
Web: www.kontron.com